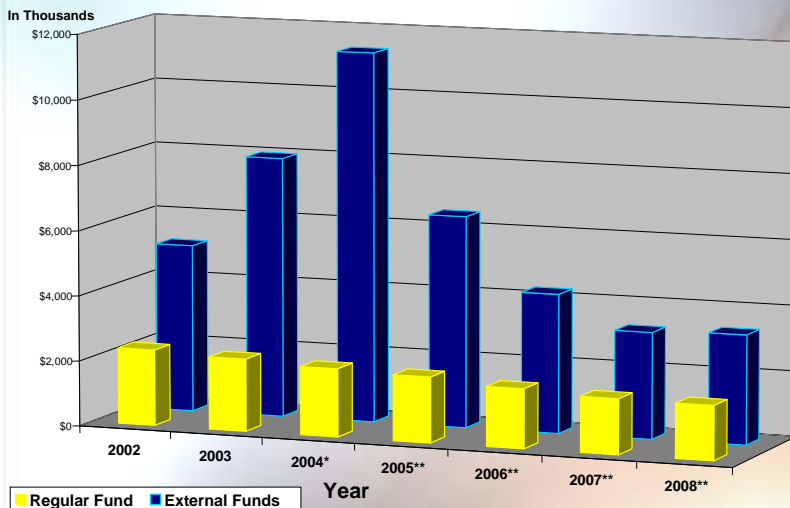


# CICAD FINANCIAL PROJECTIONS April 2005

## Cash Contributions 2002-2007

A gradual reduction is anticipated in CICAD's Regular Fund budget and in contributions from external sources, starting in 2005.




\* 2004 was exceptional year because income from CICAD's major donor represented contributions for two fiscal years (2003/2004)

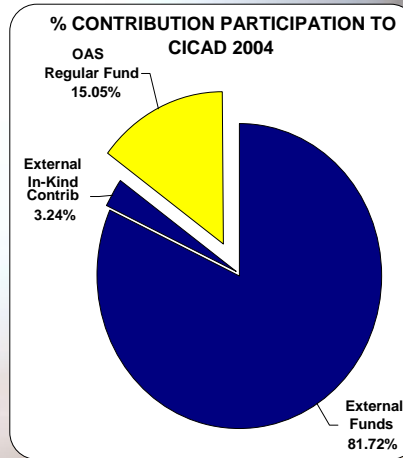
\*\* Estimated contributions

## Budget Situation 2004

- OAS Regular Fund and external contributions:


**\$2.08 million** dollars from the OAS Regular Fund **(15.05%)**


**\$11.74 million** received from external donors **(84.95%)**



CICAD 2005

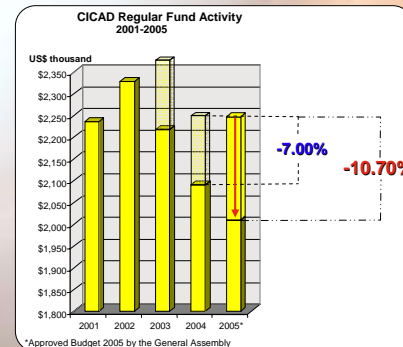
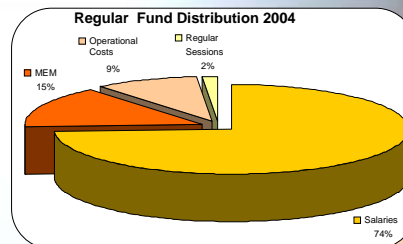
## OAS Regular Fund 2004

### The OAS Regular fund supported:

- 1/3 CICAD personnel costs.
- 46% of operational costs (not including office space)
- 45% of CICAD Regular Sessions (since 2003, partial funding of one meeting due to the budget cut by the OAS General Assembly)
- 43% of operational costs of the Multilateral Evaluation Mechanism.
- 0% for the execution of other programs.

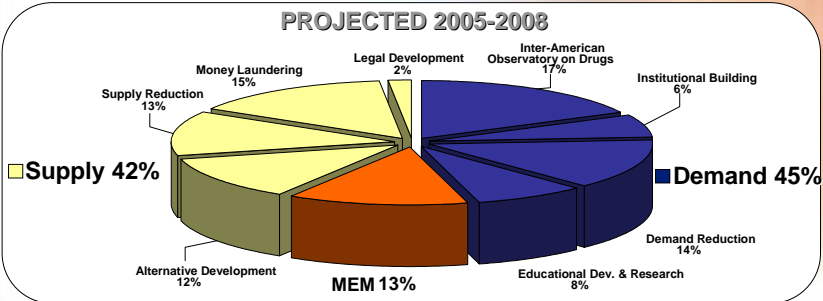
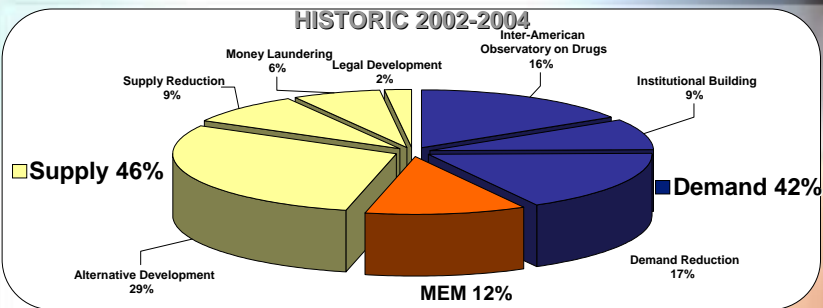
 In 2004, CICAD received only **93%** of the budget approved by the General Assembly.

 The approved 2005 budget reduced by **10.70%** in comparison to 2004.



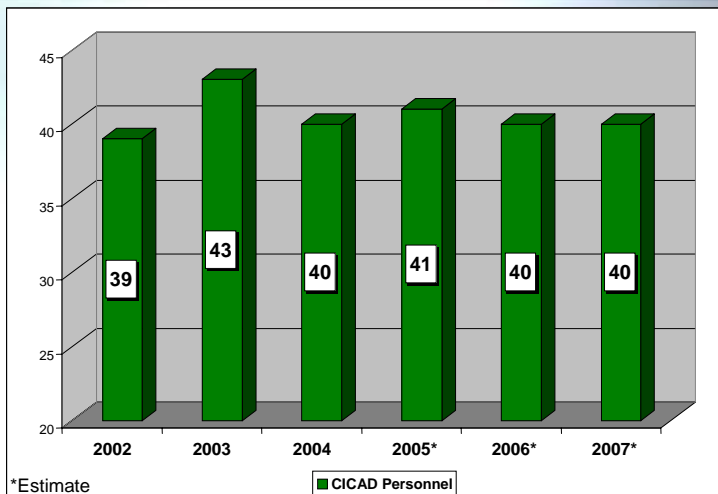
CICAD 2005

## Distribution of CICAD Programs Expenses



CICAD 2005

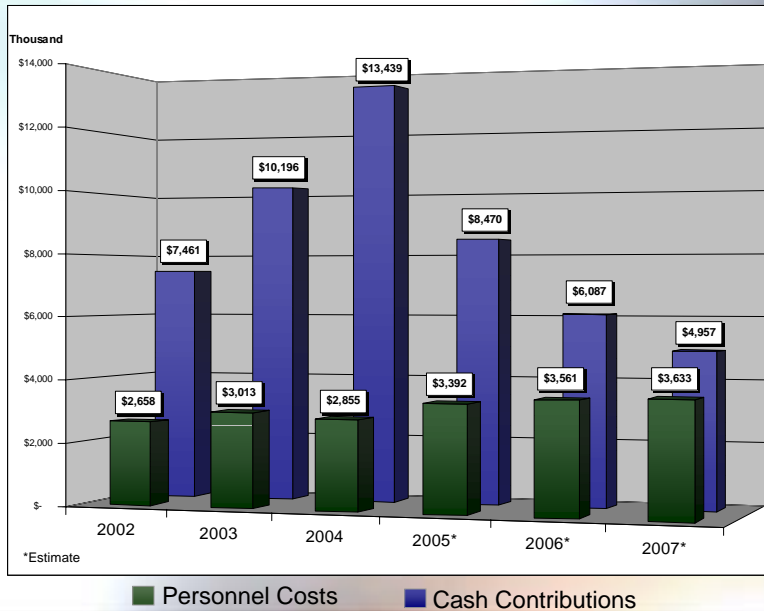
## CICAD Personnel



**CICAD's staff has been maintained at a relatively stable number over the past few years: approx. 40 people**

CICAD 2005

# Personnel Costs vs. Contributions



CICAD 2005

# Projected Cash Flow 2002-2008

	In thousands							
Year	2002	2003	2004	2005**	2006**	2007**	2008**	
<b>Contributions</b>	\$ 7,461	\$ 10,196	\$ 13,439	\$ 8,486	\$ 6,087	\$ 4,957	\$ 5,018	
Regular Fund OAS	\$ 2,329	\$ 2,217	\$ 2,090	\$ 2,008	\$ 1,827	\$ 1,697	\$ 1,668	
United States	\$ 3,000	\$ 6,311	\$ 9,895	\$ 4,529	\$ 3,000	\$ 2,000	\$ 2,000	
Canada	\$ 441	\$ 812	\$ 401*	\$ 1,573	\$ 900	\$ 900	\$ 900	
Spain	\$ 404	\$ 223	\$ 345	\$ 260	\$ 260	\$ 260	\$ 300	
Other	\$ 1,287	\$ 632	\$ 709	\$ 116	\$ 100	\$ 100	\$ 150	
<b>Expenditures</b>	\$ 8,268	\$ 8,827	\$ 8,031	\$ 9,813	\$ 9,922	\$ 9,974	\$ 10,046	
<b>Net Change</b>	\$ (807)	\$ 1,368	\$ 5,409	\$ (1,327)	\$ (3,835)	\$ (5,016)	\$ (5,028)	
<b>Start of year Cash Balance</b>	\$ 7,081	\$ 6,273	\$ 7,642	\$ 13,050	\$ 11,723	\$ 7,888	\$ 2,872	
<b>Estimated end of year Cash Balance</b>	\$ 6,273	\$ 7,642	\$ 13,050	\$ 11,723	\$ 7,888	\$ 2,872	\$ (2,156)	<b>Deficit</b>
<b>Personnel Costs as % of Contributions</b>	<b>35.62%</b>	<b>29.55%</b>	<b>21.24%</b>	<b>39.97%</b>	<b>58.50%</b>	<b>73.27%</b>	<b>74.58%</b>	

- The Canadian Fiscal Year goes from April 1 to March 31. Part of the 2004/05 yearly contribution was transferred at the beginning of 2005 and is not reflected on the year 2004. The total Canadian contribution for the year 2004/05 is of approximately US\$808,240 (CDN\$1,003,600)



\*\* Projected  
The expenditure projection for the year 2006, 2007 y 2008 are based on the Annual Plan 2005, which is the time to execute projects plus the annual growth of 2% in personnel costs.

CICAD 2005

# Contributors 2004

## CASH CONTRIBUTORS

OAS Regular Fund = \$2,089,629

### Member States:

- Brazil
- Canada
- Chile
- Mexico
- United States

Total Member States = \$10,484,467

### Other contributors:

- Inter-American Development Bank
- Spain
- France
- Japan
- OAS - Fellowships
- OAS - CICTE
- PAHO
- United Kingdom

Total other contributors = \$ 865,356

## IN-KIND CONTRIBUTORS

### Member States:

- Brazil
- Canada
- Dominican Republic
- Honduras
- Peru

Total Member States = \$ 124,000

### Other Contributors:

- Spain
- France

Total other contributors = \$ 325,390

CICAD 2005

# ACTIONS



- **Prioritize better our programs and projects.**
- **Maximize the impact of our projects.**
- **Optimize our economic and human resources.**
- **Reduce expenditures (travel, meetings, communications, etc)**
- **Cut staff and programs**

CICAD 2005

# Actions

## Fundraising

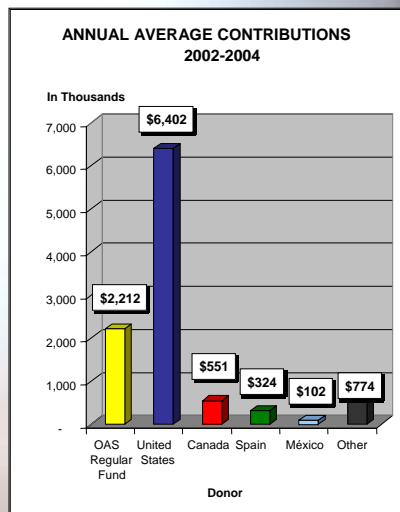
- Increase and diversify external funding sources.
- Establish partnerships and synergies with international organizations and non governmental organizations in order to expand the coverage of the programs and projects.



CICAD 2005

# ACTIONS

- Every OAS/CICAD member state should become a full partner in our programs by:
  - Increasing cash and in-kind contributions to in-country CICAD programs.
  - Increasing contributions to regional programs, and/or programs in other countries.



CICAD 2005

The slide features a blurred background of a globe with a color gradient from light blue to orange. The text "Thank You" is centered in a black, sans-serif font. A thin black border surrounds the entire slide content.

Thank You